

For Official Use Only
Ref: 10369
Rep. Ref.

Gypsy and Traveller Preferred Options Sites Response Form 2014

Please use this form if you wish to comment on the Gypsy and Traveller Preferred Options Sites.

If you are commenting on multiple sites you will need to complete a separate copy of Part B of this form for each representation.

This form may be photocopied or, alternatively, extra forms can be obtained from the Council's offices or places where the consultation documents have been made available (see back page). You can also respond online using the LDF Consultation System, visit: www.warwickdc.gov.uk/newlocalplan

Part A - Personal Details

1. Personal Details

2. Agent's Details (if applicable)

Title

MR

First Name

RONALD

Last Name

SPALL

Job Title (where relevant)

Organisation (where relevant)

Address Line 1

Address Line 2

Address Line 3

Address Line 4

Postcode

Telephone number


Email address

Would you like to be made aware of further information?

About You: Gender

Ethnic Origin

Age



Where did you hear about this consultation e.g. radio, newspaper, word of mouth, exhibitions?

WORD OF MOUTH

Part B - Commenting on the Gypsy and Traveller Preferred Sites

If you are commenting on multiple sites you will need to complete a separate sheet for each representation

Sheet 1 of

The policy in the Draft Local Plan will list the criteria by which Gypsy and Traveller sites will be judged for suitability and sustainability. These are the criteria:

- Impact on the green belt
- ✓ Impact on Landscape character
- Impact on heritage assets and the settings of heritage assets
- Impact on designated areas of nature conservation Flooding issues
- ✓ Ability of infrastructure requirements to be adequately met
- Impact on ecology
- Impact of land contamination, noise and other disturbance
- Agricultural land quality
- ✓ Impact on visual amenity including the visibility and character of the site and surrounding area
- The potential for the site to be adequately screened
- ✓ Access to the road network
- ✓ Distance to GP surgeries, schools, dentists, hospitals, shops and community facilities
- ✓ Proximity to other residential properties
- Potential for the proposal to utilise previously developed land
- ✓ Safe access to and from the site for vehicles and pedestrians
- Site topography
- Suitable size
- Availability of the site (including impact on the existing uses on the site)
- ✓ Deliverability of the site and associated infrastructure requirements

Please give your views about site suitability below with reference to this list of criteria.

Which site are you responding to?

(e.g. GT04 Land at Harbury Lane/Fosse Way)

GT04

What is the nature of your representation?

Support

✓ Object

Comment

Please set out full details of your objection or representation of support with reference to the criteria above.

I AM OBJECTING TO THIS PROPOSED SITE FOR ALL THE REASONS TICKED ABOVE AS THEY ARE TOO MANY TO WRITE HERE. THE ACCESS FROM HARBURY LANE IS HOPELESS DUE TO VOLUME AND SIZE OF VEHICLES INCLUDING 30 TON TRUCKS. THE CROSS ROADS NEARBY IS OF THE RED ROAD STATUS AN ACCIDENT EVERY TWO WEEKS OR SO. SCHOOLS AND GPs SURGERY WAY OVERCROWDED AS THEY SUPPORT BISHOPS ITCHINGTON AS WELL AS HARBURY. CANNOT GET AN APPOINTMENT FOR 1 WEEK EXCEPT FOR EMERGENCIES.

For Official Use Only

Ref.

Rep. Ref.

Part B - Commenting on the Gypsy and Traveller Preferred Sites

If you are commenting on multiple sites you will need to complete a separate sheet for each representation

Sheet _____ of _____

If you have objected to a Preferred Option site, is there another site (green or amber) from the Alternative Sites that you would support instead? Give your reasons for preferring this site?

NO

Do you have any other suggestions for land within this district that you think would be suitable for use as a Gypsy and Traveller site, bearing in mind the criteria for site identification? If so, please give the location and the land owner's details below:

NONE

For Official Use Only

Ref:

Rep. Ref.

Guidance on Making Representations

- Please use this response form as it will help the Council to keep accurate and consistent records of all the comments on the Plan, alternatively complete online at www.warwickdc.gov.uk/newlocalplan
- If you wish to make comments on more than one site, please use a separate copy of Part B of this form for each
- You may withdraw your objection at any time by writing to Warwick District Council, address below
- It is important that you include your name and address as anonymous forms cannot be accepted. If your address details change, please inform us in writing
- All forms should be received by **Midnight Monday 5 May 2014**
- Copies of all the objections and supporting representations will be made available for others to see at the Council's offices at Riverside House and online via the Council's e-consultation system. Please note that all comments are in the public domain and the Council cannot accept confidential objections. The information will be held on a database and used to assist with the preparation of the new plan for Gypsy and Traveller sites and with consideration of planning applications in accordance with the Data Protection Act 1998
- To return this form, please drop off at one of the locations below, or post to: **Development Policy Manager, Development Services, Warwick District Council, Riverside House, Milverton Hill, Leamington Spa, CV32 5QH** or email: newlocalplan@warwickdc.gov.uk

Where to see copies of the Gypsy and Traveller Preferred Options Sites


Copies are available for inspection on the Council's web site at www.warwickdc.gov.uk/newlocalplan and at the following locations:

Location	Opening Times
Warwick District Council Offices Riverside House, Milverton Hill, Royal Leamington Spa	Mon – Thurs 8.45am – 5.15pm Fri 8.45am – 4.45pm
Leamington Town Hall Parade, Royal Leamington Spa	Mon – Thurs 8.45am – 5.15pm Fri 8.45am – 4.45pm
Warwickshire Direct Whitnash Whitnash Library, Franklin Road, Whitnash	Mon – Tues 10.30am – 5.00pm Wed 1.30pm – 5.00pm Thurs Closed Fri 10.30am – 4.00pm Sat 10.30am – 1.30pm
Leamington Spa Library The Pump Rooms, Parade, Royal Leamington Spa	Mon – Weds 9.30am – 6.00pm Thurs 10.00am – 7.00pm Fri 9.30am – 6.00pm Sat 9.30am – 4.30pm Sun 12.00pm – 4.00pm
Warwickshire Direct Warwick Shire Hall, Market Square, Warwick	Mon – Thurs 8.00am – 5.30pm Fri 8.00am – 5.00pm Sat 9.00am – 4.00pm
Warwickshire Direct Kenilworth Kenilworth Library, Smalley Place, Kenilworth	Mon – Tues 9.00am – 5.30pm Wed 10.30am – 5.30pm Thurs – Fri 9.00am – 5.30pm Sat 9.00am – 1.00pm
Warwickshire Direct Lillington Lillington Library, Valley Road, Royal Leamington Spa	Mon 9.30am – 12.30pm & 1.30pm – 6.00pm Tues and Fri 9.30am – 12.30pm & 1.30pm – 5.30pm Weds Closed Thurs 9.30am – 12.30pm & 1.30pm – 7.00pm Sat 9.30am – 12.30pm
Brunswick Healthy Living Centre 98-100 Shrubland Street, Royal Leamington Spa	Mon – Fri 9.00am – 5.00pm

Where possible, information can be made available in other formats, including large print, CD and other languages if required. To obtain one of these alternatives, please contact 01926 410410.

LOCAL PLAN

helping shape the district



Gypsy and Traveller Preferred Options Sites Response Form 2014

For Official Use Only

Ref: 10369

Rep. Ref.

Please use this form if you wish to comment on the Gypsy and Traveller Preferred Options Sites.

If you are commenting on multiple sites you will need to complete a separate copy of Part B of this form for each representation.

This form may be photocopied or, alternatively, extra forms can be obtained from the Council's offices or places where the consultation documents have been made available (see back page). You can also respond online using the LDF Consultation System, visit: www.warwickdc.gov.uk/newlocalplan

Part A - Personal Details

1. Personal Details

2. Agent's Details (if applicable)

Title

MR

First Name

RONALD

Last Name

SPALL

Job Title (where relevant)

Organisation (where relevant)

Address Line 1

Address Line 2

Address Line 3

Address Line 4

Postcode

Telephone number


Email address

Would you like to be made aware of

About You: Gender

Ethnic Origin

Age



Where did you hear about this consultation e.g. radio, newspaper, word of mouth, exhibitions?

Part B - Commenting on the Gypsy and Traveller Preferred Sites

If you are commenting on multiple sites you will need to complete a separate sheet for each representation

Sheet of

The policy in the Draft Local Plan will list the criteria by which Gypsy and Traveller sites will be judged for suitability and sustainability. These are the criteria:

- Impact on the green belt
- ✓ Impact on Landscape character
- Impact on heritage assets and the settings of heritage assets
- Impact on designated areas of nature conservation Flooding issues
- ✓ Ability of infrastructure requirements to be adequately met
- Impact on ecology
- Impact of land contamination, noise and other disturbance
- ✓ Agricultural land quality
- ✓ Impact on visual amenity including the visibility and character of the site and surrounding area
- The potential for the site to be adequately screened
- ✓ Access to the road network
- ✓ Distance to GP surgeries, schools, dentists, hospitals, shops and community facilities
- Proximity to other residential properties
- ✓ Potential for the proposal to utilise previously developed land
- ✓ Safe access to and from the site for vehicles and pedestrians
- Site topography
- Suitable size
- Availability of the site (including impact on the existing uses on the site)
- ✓ Deliverability of the site and associated infrastructure requirements

Please give your views about site suitability below with reference to this list of criteria.

Which site are you responding to?

602

(e.g. GT04 Land at Harbury Lane/Fosse Way)

What is the nature of your representation?

Support

✓ Object

Comment

Please set out full details of your objection or representation of support with reference to the criteria above.

I AM OBJECTING TO THIS PROSED SITE FOR ALL THE REASONS TICKED ABOVE AS THEY ARE TOO MANY TO WRITE HERE. THE ACCESS TO THE FOSSEWAY IS VERY HAZARDOUS DUE TO THE VOLUME AND SIZE OF VEHICLES USING SAME. AS FOR GP SURGERY AND SCHOOL ATTENDACE. IS NOT A VIABLES PROPOSITION. AMONGST MANY OTHER LOGICAL REASONS FOR THE ABOVE TICKED ITEMS

For Official Use Only

Ref:

Rep. Ref.

Part B - Commenting on the Gypsy and Traveller Preferred Sites

If you are commenting on multiple sites you will need to complete a separate sheet for each representation

Sheet _____ of _____

If you have objected to a Preferred Option site, is there another site (green or amber) from the Alternative Sites that you would support instead? Give your reasons for preferring this site?

Do you have any other suggestions for land within this district that you think would be suitable for use as a Gypsy and Traveller site, bearing in mind the criteria for site identification? If so, please give the location and the land owner's details below:

For Official Use Only

Ref:

Rep. Ref.