

## Village Housing Options Response Form 2013



For Official Use Only	
Ref:	4557
Rep. Ref:	


Please use this form if you wish to support or object to the Village Housing Options and Settlement Boundaries.

**If you are commenting on multiple sections of the document you will need to complete a separate copy of either Part B and/or Part C of this form for each representation.**

This form may be photocopied or, alternatively, extra forms can be obtained from the Council's offices or places where the plan has been made available (see back page). You can also respond online using the LDF Consultation System, visit: [www.warwickdc.gov.uk/newlocalplan](http://www.warwickdc.gov.uk/newlocalplan)

### Part A - Personal Details

	1. Personal Details	2. Agent's Details (if applicable)
Title	Mrs.	
First Name	PATRICIA	
Last Name	FOLLETT	
Job Title (where relevant)	/	
Address Line 1		
Address Line 2		
Address Line 3		
Address Line 4		
Postcode		
Telephone number		
Email address		
Would you like to be made aware of future consultations on the new Local Plan?		<input checked="" type="checkbox"/> Yes <input type="checkbox"/> No
About You: Gender		
Ethnic Origin		
Age		
Where did you hear about this consultation e.g. radio, newspaper, word of mouth, exhibitions, parish council?	Exhibitors / Parish Council.	



## Part B - Commenting on the Village Housing Options

If you are commenting on multiple sections of the document you will need to complete a separate sheet for each representation

Sheet  of

Which part of the document are you responding to?

56

Page



Chapter



Paragraph

57

Table or Figure



Village Plan

What is the nature of your representation?



Support



Object

Please set out full details of your representation of support or objection. If objecting, please set out what changes could be made to resolve your objection (Use a separate sheet if necessary).

- I object to the proposed site ① pg 57. The historic/histed buildings in Radford Semele are in the vicinity of this site. This would be detrimental to the whole aspect of the heritage of Radford Semele.
  - 100 new dwellings = 200 extra cars to enter and exit a very busy area. Off road lane is a blind bend, and is very close to two other junctions.
- I object to the proposed site ④ as the only access is School Lane / Spruce Lane. These are narrow roads which are already congested and dangerous at drop off time for school. The addition of 200 more cars using it at commuter time is difficult to imagine in safety!
- Site 4 would serve to join Radford Semele to Sydenham and Levington Spa. Thus losing the village identity.
- Sites 2 + 3 - Houses here could feel part of the village by footpaths to the centre for children to walk safely to school and for village amenities.
- Careful landscaping of the site would lessen impact on the rural aspect from Fosseway and A425.
- Vehicle access could be more safely organised (especially for emergency vehicles) but certainly for the 200 or so extra cars envisaged by 100 extra dwellings.

For Official Use Only

Ref:

Rep. Ref.