

Village Housing Options Response Form 2013



For Official Use Only	
Ref:	
Rep. Ref.	10618

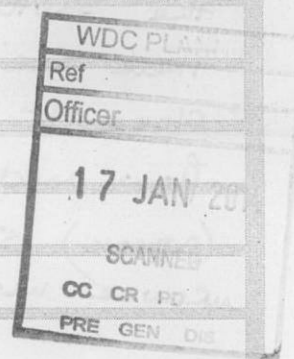
Please use this form if you wish to support or object to the Village Housing Options and Settlement Boundaries.

If you are commenting on multiple sections of the document you will need to complete a separate copy of either Part B and/or Part C of this form for each representation.

This form may be photocopied or, alternatively, extra forms can be obtained from the Council's offices or places where the plan has been made available (see back page). You can also respond online using the LDF Consultation System, visit: www.warwickdc.gov.uk/newlocalplan

Part A - Personal Details

	1. Personal Details	2. Agent's Details (if applicable)
Title	Mrs.	
First Name	BOBBIE ANN	
Last Name	KERTON	
Job Title (where relevant)		
Address Line 1		
Address Line 2		
Address Line 3		
Address Line 4		
Postcode		
Telephone number		
Email address		
Would you like to be made aware of future consultations on the new Local Plan?	<input type="checkbox"/> Yes	<input checked="" type="checkbox"/> No
About You: Gender		
Ethnic Origin		
Age		
Where did you hear about this consultation e.g. radio, newspaper, word of mouth, exhibitions, parish council?	<input checked="" type="checkbox"/> word of mouth	



Part B - Commenting on the Village Housing Options

If you are commenting on multiple sections of the document you will need to complete a separate sheet for each representation

Sheet of

Which part of the document are you responding to?

56 Page Chapter Paragraph

57 Table or Figure Village Plan

What is the nature of your representation?

Support Object

Please set out full details of your representation of support or objection. If objecting, please set out what changes could be made to resolve your objection (Use a separate sheet if necessary).

I object to the development on Site 1 because of the volume of traffic which will leave this area onto the Southam Road.

There are already 5 junctions onto the A425, close to The White Lion which reduces the traffic flow and one is a blind junction. To have another (approx.) 150+ cars joining the A425 in this area will cause more congestion and danger

I recommend Site No 2

Access from the Southam Road is clear - the 30 mph would be moved to include the access - and safer.

Pedestrian access to the Village and School could be made through the development making a safe journey without using the A425.

For Official Use Only

Ref:

Rep. Ref.