

## Village Housing Options Response Form 2013



For Official Use Only	
Ref:	10810
Rep. Ref.	

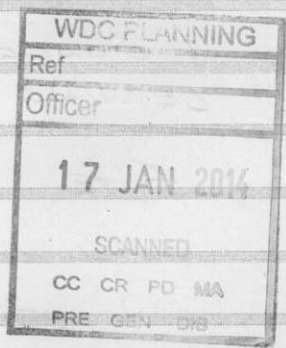
Please use this form if you wish to support or object to the Village Housing Options and Settlement Boundaries.

**If you are commenting on multiple sections of the document you will need to complete a separate copy of either Part B and/or Part C of this form for each representation.**

This form may be photocopied or, alternatively, extra forms can be obtained from the Council's offices or places where the plan has been made available (see back page). You can also respond online using the LDF Consultation System, visit: [www.warwickdc.gov.uk/newlocalplan](http://www.warwickdc.gov.uk/newlocalplan)

### Part A - Personal Details

	1. Personal Details	2. Agent's Details (if applicable)
Title	MR	
First Name	JOHN	
Last Name	MATTHEWS	
Job Title (where relevant)		
Address Line 1		
Address Line 2		
Address Line 3		
Address Line 4		
Postcode		
Telephone number		
Email address		
Would you like to be made aware of future consultations on the new Local Plan?	<input checked="" type="checkbox"/> Yes	<input type="checkbox"/> No
About You: Gender		
Ethnic Origin		
Age		
Where did you hear about this consultation e.g. radio, newspaper, word of mouth, exhibitions, parish council?		



# Part B - Commenting on the Village Housing Options

If you are commenting on multiple sections of the document you will need to complete a separate sheet for each representation

Sheet  of

Which part of the document are you responding to?

Page  Chapter  Paragraph

Table or Figure  Village Plan

What is the nature of your representation?

Support  Object

Please set out full details of your representation of support or objection. If objecting, please set out what changes could be made to resolve your objection (Use a separate sheet if necessary).

OBJECT TO SITE 1 THE WDC PREFERRED SITE  
THE WDC ARE INCONSISTANT WITH THERE  
THOUGHTS THE SAFETY HAZARD OF 200-CARS  
(2 PER HOUSEHOLD) ENTERING & LEAVING THIS SIGHT  
ALONG WITH THE SCHOOL TRAFFIC AT PEAK TIME  
WILL CREATE DELAYS & TAIL BACKS ALSO BE  
A DANGER WITH LONG DELAYS FOR CARS ETC  
LEAVING THE OFFCHURCH LANE

SITE 2 & 3 WOULD BE MY CHOICE. TRAFFIC  
WILL FILTER ONTO THE A425 EASIER IN  
MY ~~OPINION~~ OPINION

For Official Use Only

Ref:

Rep. Ref.