

# LOCAL PLAN

helping shape the district



## Village Housing Options

For Official Use Only

Ref:

PROPOSAL TO BUILD NEXT TO ST NICHOLAS CHURCH ON SITE 1

10804

Response Form 2013

Rep. Ref.

Please use this form if you wish to support or object to the Village Housing Options and Settlement Boundaries. If you are commenting on multiple sections of the document you will need to complete a separate copy of either Part B and/or Part C of this form for each representation.

This form may be photocopied or, alternatively, extra forms can be obtained from the Council's offices or places where the plan has been made available (see back page). You can also respond online using the LDF Consultation System, visit: [www.warwickdc.gov.uk/newlocalplan](http://www.warwickdc.gov.uk/newlocalplan)

### Part A - Personal Details

#### 1. Personal Details

Title

MR

First Name

JOHN

Last Name

CLARK

Job Title (where relevant)

Address Line 1

Address Line 2

Address Line 3

Address Line 4

Postcode

Telephone number

Email address

Would you like to be made aware of future consultations on the new Local Plan?



Yes

No

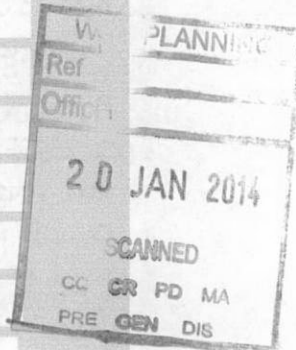
About You: Gender

Ethnic Origin

Age

Where did you hear about this consultation e.g. radio, newspaper, word of mouth, exhibitions, parish council?

PARISH COUNCIL



PLEASE POST YOUR FORM TO: Development Policy Manager, Development Services,

Warwick District Council, Riverside House, Milverton Hill, Leamington Spa, CV32 5QH

Or, you can drop off at the village stores.

## Part B - Commenting on the Village Housing Options

If you are commenting on multiple sections of the document you will need to complete a separate sheet for each representation

Which part of the document are you responding to?

<input type="checkbox"/> Page	<input type="checkbox"/> Chapter	<input checked="" type="checkbox"/> <b>PROPOSAL TO BUILD NEXT TO ST NICHOLAS CHURCH ON SITE 1 (Land to the east of Church Lane – 3.55 ha developable area and site capacity for 100 dwellings.)</b>
<input type="checkbox"/> Table or Figure	<input checked="" type="checkbox"/> <b>Village Plan</b>	

What is the nature of your representation?  Support  **Object**

Please set out full details of your representation of support or objection. If objecting, please set out what changes could be made to resolve your objection (Use a separate sheet if necessary).

Current open countryside would be replaced by a housing estate, in direct contravention of Council duty to protect the setting of a listed building in planning.

Any development of this site will permanently damaged the setting and thereby runs against its statutory duty, namely PPG 15 "Planning and the Historic Environment (1994)" and PPG 16 "Archaeology and Planning (1990)".

The type, allocation and density required is inappropriate for the setting of a listed building. <sup>(the site)</sup> It cannot meet the required levels and types of housing required by the New Local Plan. It is also to conform to planning obligations under statute to protect the setting and seclusion of a listed building.

The extra traffic created by the housing development at this point of 200+ cars exiting onto the Southam Road / School Lane / Church Lane junction or opposite the White Lion, an already busy stretch of road would be dangerous, increasing accident risks to motorists and pedestrians using this stretch to get to/from school.

Other potential sites have not been considered sufficiently or have been discouraged without comprehensive consideration.

PLEASE POST YOUR FORM TO: Development Policy Manager, Development Services,  
Warwick District Council, Riverside House, Milverton Hill, Leamington Spa, CV32 5QH  
Or, you can drop off at the village Stores.

## Village Housing Options Response Form 2013



For Official Use Only
Ref:
Rep. Ref.

Please use this form if you wish to support or object to the Village Housing Options and Settlement Boundaries.

**If you are commenting on multiple sections of the document you will need to complete a separate copy of either Part B and/or Part C of this form for each representation.**

This form may be photocopied or, alternatively, extra forms can be obtained from the Council's offices or places where the plan has been made available (see back page). You can also respond online using the LDF Consultation System, visit: [www.warwickdc.gov.uk/newlocalplan](http://www.warwickdc.gov.uk/newlocalplan)

### Part A - Personal Details

	1. Personal Details	2. Agent's Details (if applicable)
Title	MR	
First Name	JOHN	
Last Name	CLARK	
Job Title (where relevant)		
Address Line 1		
Address Line 2		
Address Line 3		
Address Line 4		
Postcode		
Telephone number		
Email address		
Would you like to be made aware of future consultations on the new Local Plan?	<input checked="" type="checkbox"/> Yes	<input type="checkbox"/> No
About You: Gender		
Ethnic Origin		
Age		
Where did you hear about this consultation e.g. radio, newspaper, word of mouth, exhibitions, parish council?	PARISH COUNCIL	

# Part B - Commenting on the Village Housing Options

If you are commenting on multiple sections of the document you will need to complete a separate sheet for each representation

Sheet  of

Which part of the document are you responding to?

56 Page  Chapter  Paragraph

57 Table or Figure  Village Plan

What is the nature of your representation?

Support  Object

Please set out full details of your representation of support or objection. If objecting, please set out what changes could be made to resolve your objection (Use a separate sheet if necessary).

I RECOMMEND SITE Nos. 293

For Official Use Only

Ref:

Rep. Ref.