

Gypsy and Traveller Site Options Response Form 2013


For Official Use Only
 Ref: 8873
 Rep. Ref.

Please use this form if you wish to comment on the Gypsy and Traveller Site Options.

If you are commenting on multiple sites you will need to complete a separate copy of Part B of this form for each representation.

This form may be photocopied or, alternatively, extra forms can be obtained from the Council's offices or places where the consultation documents have been made available (see back page). You can also respond online using the LDF Consultation System, visit: www.warwickdc.gov.uk/newlocalplan

Part A - Personal Details

	1. Personal Details	2. Agent's Details (if applicable)
Title	MS	
First Name	TRACEY	
Last Name	BELL	
Job Title (where relevant)		
Organisation (where relevant)		
Address Line 1		
Address Line 2		
Address Line 3		
Address Line 4		
Postcode		
Telephone number		
Email address		
Would you like to be made aware of future consultations?		
About You: Gender		
Ethnic Origin		
Age		
Where did you hear about this consultation e.g. radio, newspaper, word of mouth, exhibitions, bin hanger?	WORD OF MOUTH	

Part B - Commenting on the Gypsy and Traveller Site Options

If you are commenting on multiple sites you will need to complete a separate sheet for each representation

Sheet 1 of 3

The policy in the Draft Local Plan will list the criteria by which Gypsy and Traveller sites will be judged for suitability and sustainability. These are the criteria:

- Convenient access to a GP surgery, school and public transport;
- Avoiding areas with a high risk of flooding;
- Safe access to the road network and provision for parking, turning and servicing on site;
- Avoiding areas where there is the potential for noise and other disturbance;
- Provision of utilities (running water, toilet facilities, waste disposal, etc);
- Avoiding areas where there could be adverse impact on important features of the natural and historic environment; and,
- Sites which can be integrated into the landscape without harming the character of the area.
- Promotes peaceful and integrated co-existence between the site and the local community;
- Avoids placing undue pressure on local infrastructure and services;
- Reflects the extent to which traditional lifestyles (whereby some travellers live and work from the same location thereby omitting many travel to work journeys) can contribute to sustainability.

Please give your views about site suitability below with reference to this list of criteria.

Which site are you responding to?

(e.g. GT01 - Land adj. to the Cobalt Centre, Siskin Drive)

GT03

What is the nature of your representation?

Support

Object

Comment

Please set out full details of your objection or representation of support with reference to the criteria above.

• In excess of 1.5 miles to a local G.P surgery. Nearest surgeries are out of catchment or full.
 • Schooling - Outside Harbury catchment area. Bishops Tachbrook & Whitnash schools are full/limited capacity
 • No pedestrian links to public transport.
 • Hundreds of extra traffic flow movements daily, increasing risk on already 'fast' roads.
 • Land is prone to flooding, as is Harbury Lane at times and impassable.
 • Utilities - No main sewers, gas or drainage. Limited electricity supply
 • GT03 is presently good quality, extensively farmed land - site would be a major invasion into open countryside.

For Official Use Only

Ref:

Rep. Ref.

Gypsy and Traveller Site Options Response Form 2013


For Official Use Only
 Ref: 8873
 Rep. Ref.

Please use this form if you wish to comment on the Gypsy and Traveller Site Options.

If you are commenting on multiple sites you will need to complete a separate copy of Part B of this form for each representation.

This form may be photocopied or, alternatively, extra forms can be obtained from the Council's offices or places where the consultation documents have been made available (see back page). You can also respond online using the LDF Consultation System, visit: www.warwickdc.gov.uk/newlocalplan

Part A - Personal Details

	1. Personal Details	2. Agent's Details (if applicable)
Title	MS	
First Name	TRACEY	
Last Name	BELL	
Job Title (where relevant)		
Organisation (where relevant)		
Address Line 1		
Address Line 2		
Address Line 3		
Address Line 4		
Postcode		
Telephone number		
Email address		
Would you like to be made aware of future consultations?		
About You: Gender		
Ethnic Origin		
Age		
Where did you hear about this consultation e.g. radio, newspaper, word of mouth, exhibitions, bin hanger?	word of mouth.	

Part B - Commenting on the Gypsy and Traveller Site Options

If you are commenting on multiple sites you will need to complete a separate sheet for each representation

Sheet of

The policy in the Draft Local Plan will list the criteria by which Gypsy and Traveller sites will be judged for suitability and sustainability. These are the criteria:

- Convenient access to a GP surgery, school and public transport;
- Avoiding areas with a high risk of flooding;
- Safe access to the road network and provision for parking, turning and servicing on site;
- Avoiding areas where there is the potential for noise and other disturbance;
- Provision of utilities (running water, toilet facilities, waste disposal, etc);
- Avoiding areas where there could be adverse impact on important features of the natural and historic environment; and,
- Sites which can be integrated into the landscape without harming the character of the area.
- Promotes peaceful and integrated co-existence between the site and the local community;
- Avoids placing undue pressure on local infrastructure and services;
- Reflects the extent to which traditional lifestyles (whereby some travellers live and work from the same location thereby omitting many travel to work journeys) can contribute to sustainability.

Please give your views about site suitability below with reference to this list of criteria.

Which site are you responding to?

(e.g. GT01 - Land adj. to the Cobalt Centre, Siskin Drive)

GTO4

What is the nature of your representation?

Support

Object

Comment

Please set out full details of your objection or representation of support with reference to the criteria above.

- In excess of 1.5 miles to local GP surgery - out of catchment. Warwick Gates & Whitnash surgeries are full.
- Nearest 'in catchment' schools are over 2 miles away and are full/have limited capacity.
- NO pedestrian links to public transport.
- Area (and roads) prone to flooding.
- Fosse Way designated High Risk route for traffic - additional traffic flow due to extra hundreds of potential vehicle movements daily.
- Noise - adjacent to Birmingham to London Chiltern railway line (also potential threat to life)
- NO mains sewerage, drainage or gas on site.
- Site of potentially 120 residents will absorb local community of 20 houses.

For Official Use Only

Ref:

Rep. Ref.

Gypsy and Traveller Site Options Response Form 2013


For Official Use Only
 Ref: 8873
 Rep. Ref.

Please use this form if you wish to comment on the Gypsy and Traveller Site Options.

If you are commenting on multiple sites you will need to complete a separate copy of Part B of this form for each representation.

This form may be photocopied or, alternatively, extra forms can be obtained from the Council's offices or places where the consultation documents have been made available (see back page). You can also respond online using the LDF Consultation System, visit: www.warwickdc.gov.uk/newlocalplan

Part A - Personal Details

	1. Personal Details	2. Agent's Details (if applicable)
Title	MS	
First Name	Tracey	
Last Name	BELL	
Job Title (where relevant)		
Organisation (where relevant)		
Address Line 1		
Address Line 2		
Address Line 3		
Address Line 4		
Postcode		
Telephone number		
Email address		
Would you like to be made aware of future consultations?		
About You: Gender		
Ethnic Origin		
Age		
Where did you hear about this consultation e.g. radio, newspaper, word of mouth, exhibitions, bin hanger?	WORD OF MOUTH	

Part B - Commenting on the Gypsy and Traveller Site Options

If you are commenting on multiple sites you will need to complete a separate sheet for each representation

Sheet 3 of 3

The policy in the Draft Local Plan will list the criteria by which Gypsy and Traveller sites will be judged for suitability and sustainability. These are the criteria:

- Convenient access to a GP surgery, school and public transport;
- Avoiding areas with a high risk of flooding;
- Safe access to the road network and provision for parking, turning and servicing on site;
- Avoiding areas where there is the potential for noise and other disturbance;
- Provision of utilities (running water, toilet facilities, waste disposal, etc);
- Avoiding areas where there could be adverse impact on important features of the natural and historic environment; and,
- Sites which can be integrated into the landscape without harming the character of the area.
- Promotes peaceful and integrated co-existence between the site and the local community;
- Avoids placing undue pressure on local infrastructure and services;
- Reflects the extent to which traditional lifestyles (whereby some travellers live and work from the same location thereby omitting many travel to work journeys) can contribute to sustainability.

Please give your views about site suitability below with reference to this list of criteria.

Which site are you responding to?

(e.g. GT01 - Land adj. to the Cobalt Centre, Siskin Drive)

GT15

What is the nature of your representation?

Support

Object

Comment

Please set out full details of your objection or representation of support with reference to the criteria above.

• Nearest G.P surgeries at Warwick Gates / Whitnash + Bishops Tachbrook are understood to be full, therefore no convenient practices to the site.

• Bishops Tachbrook school / Whitnash schools have full / limited capacity, none are within walking distance

• No current safe access to road network. As housing to south end of Harbury Lane + East of Europa Way faces significant opposition due to air quality in Warwick, then road improvements are not needed that would facilitate site onto 50 mph road.

• Impacts on natural environment - travellers working on site could cause pollution / contamination of Tachbrook Brook.

• Visual impact - Historic 'Royal Leamington Spa - main route from M40 for tourists.

For Official Use Only

Ref:

Rep. Ref.

Will pose perceived threat to local business.